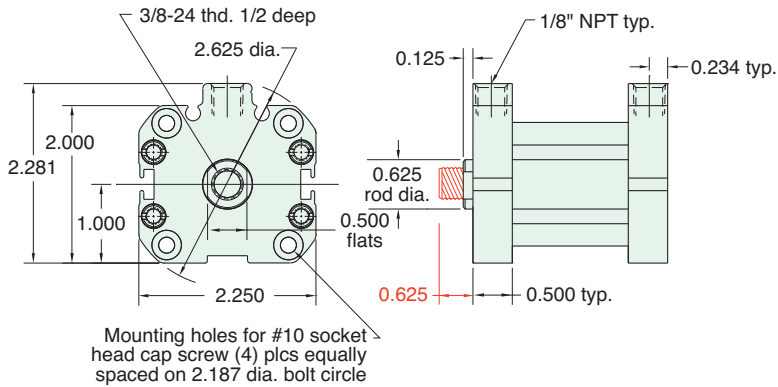


# 1 1/2" BORE AFO COMPACT CYLINDER



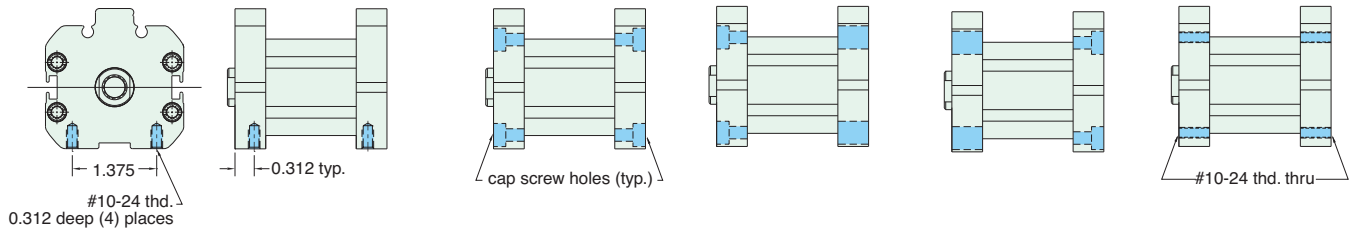
**AF-□□□-24-□**



For rod with male thread option, add -T to the end of the part number after Stroke  
See page 78 for Air Force One numbering system

## MOUNTING STYLES

Five mounting styles give you versatility and fast, easy installation.



Bottom Mount  
AF-Bxx-24-x

Universal Mount  
AF-Uxx-24-x

Front Mount  
AF-Fxx-24-x

Rear Mount  
AF-Rxx-24-x

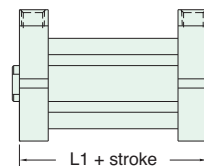
Thread Mount  
AF-Txx-24-x

## CYLINDER LENGTHS

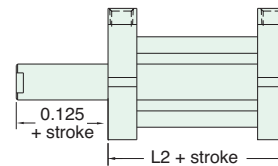
"L"	Stroke	Spring Return	Spring Extend
L1	1/4" - 1"	7/8"	
L1	1 1/8" - 2"	1 1/2"	
L1	2 1/8" - 3"	2 1/8"	
L1	3 1/8" - 4"	2 3/4"	
L2	1/4" - 1"		1 3/8"
L2	1 1/8" - 2"		2"
L2	2 1/8" - 3"		2 5/8"
L2	3 1/8" - 4"		3 1/4"

Overall length of body is stroke plus "L"

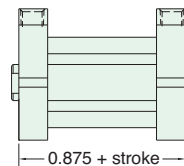
Add 7/8" for Magnetic Piston



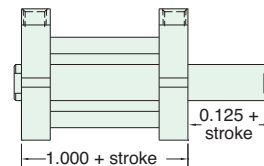
Spring Return  
AF-xSR-24-x



Spring Extend  
AF-xRR-24-x



Double Acting  
Single Rod  
AF-xDR-24-x



Double Acting  
Double Rod  
AF-xDD-24-x

Spring Forces	
Spring Return	
Compressed	At Rest
13 lbs.	7.5 lbs.
Spring Extend	
Compressed	At Rest
13 lbs.	7.5 lbs.